

Сервоприводы серии Sigma-5

КАРТА ЗАКАЗА

Заполненный опросный лист необходимо направить по электронной почте orm@nt-rt.ru

Архангельск (8182)63-90-72
Астана +7(7172)727-132
Белгород (4722)40-23-64
Брянск (4832)59-03-52
Владивосток (423)249-28-31
Волгоград (844)278-03-48
Вологда (8172)26-41-59
Воронеж (473)204-51-73
Екатеринбург (343)384-55-89
Иваново (4932)77-34-06
Ижевск (3412)26-03-58
Казань (843)206-01-48

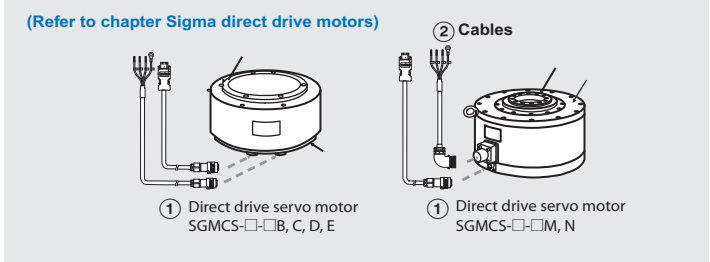
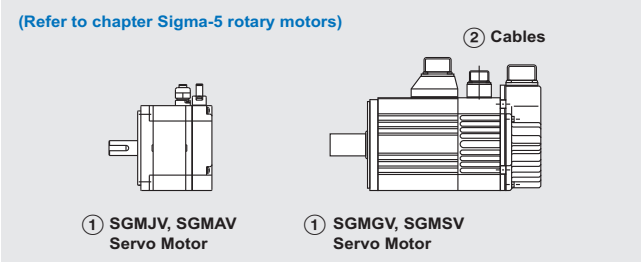
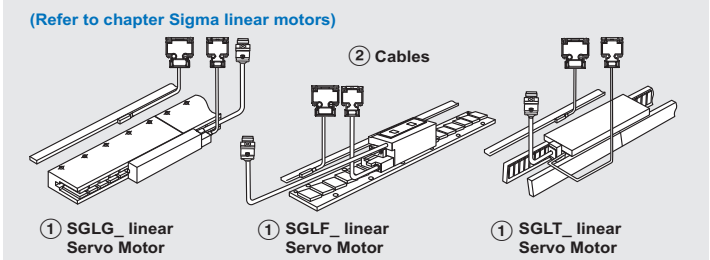
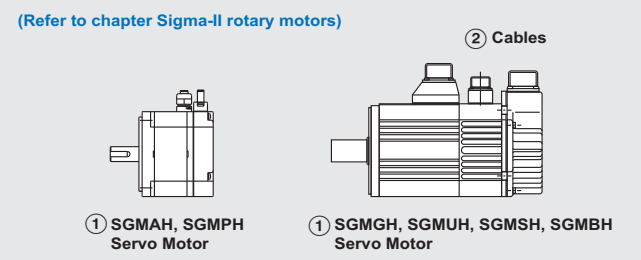
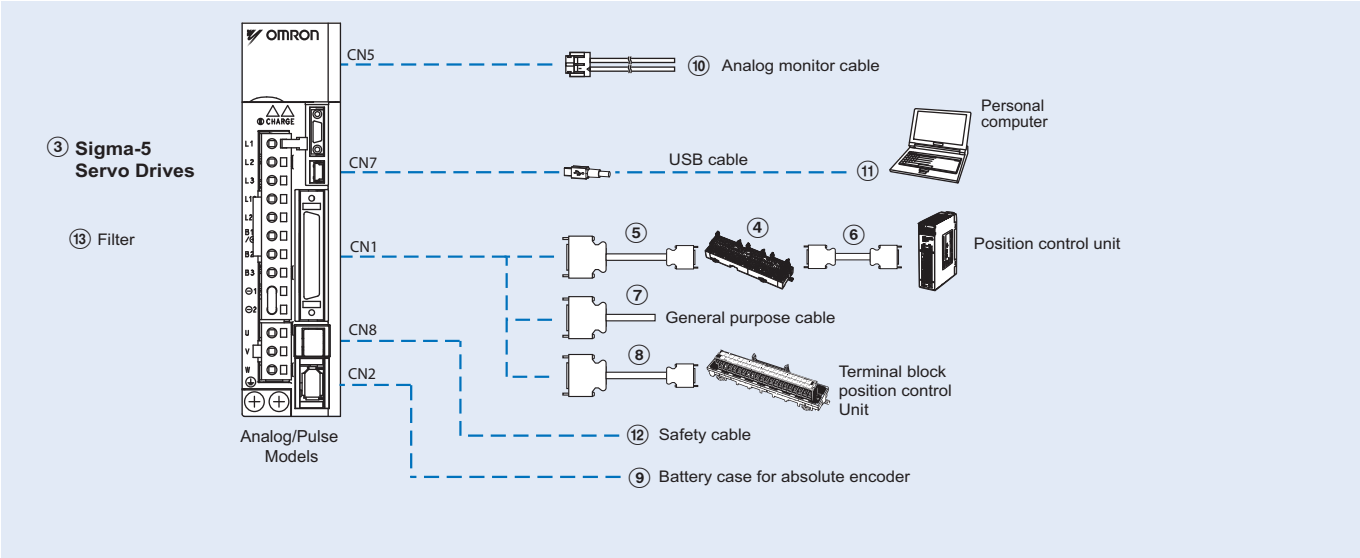
Калининград (4012)72-03-81
Калуга (4842)92-23-67
Кемерово (3842)65-04-62
Киров (8332)68-02-04
Краснодар (861)203-40-90
Красноярск (391)204-63-61
Курск (4712)77-13-04
Липецк (4742)52-20-81
Магнитогорск (3519)55-03-13
Москва (495)268-04-70
Мурманск (8152)59-64-93
Набережные Челны (8552)20-53-41

Нижний Новгород (831)429-08-12
Новокузнецк (3843)20-46-81
Новосибирск (383)227-86-73
Орел (4862)44-53-42
Оренбург (3532)37-68-04
Пенза (8412)22-31-16
Пермь (342)205-81-47
Ростов-на-Дону (863)308-18-15
Рязань (4912)46-61-64
Самара (846)206-03-16
Санкт-Петербург (812)309-46-40
Саратов (845)249-38-78

Смоленск (4812)29-41-54
Сочи (862)225-72-31
Ставрополь (8652)20-65-13
Тверь (4822)63-31-35
Томск (3822)98-41-53
Тула (4872)74-02-29
Тюмень (3452)66-21-18
Ульяновск (8422)24-23-59
Уфа (347)229-48-12
Челябинск (351)202-03-61
Череповец (8202)49-02-64
Ярославль (4852)69-52-93

Ordering information

Sigma-5 Analog/Pulse Reference Configuration



Note: The symbols ①②③④⑤... show the recommended sequence to select the components in a Sigma-5 servo system

Servo motors, power & encoder cables

Note: ①② Refer to the servo motors chapter for detailed motor specifications and selection

Servo drives

Symbol	Specifications	Model	Compatible rotary servo motors ①	Compatible direct drive motors ①	Compatible linear motors ①		
③	1 phase 230 VAC	50 W	SGDV-R70A01A	SGMAH-A5D□, SGMJV-A5A□, SGMAV-A5A□	-	-	
			SGDV-R70A05A	-	-	SGLGW-30A050□	
		100 W	SGDV-R90A01A	SGMAH-01A□, SGMPH-01A□, SGMJV-01A□, SGMAV-01A□, SGMEV-01A□	-	-	-
			SGDV-R90A05A	-	-	SGLGW-30A080□, SGLGW-40A140□	
		200 W	SGDV-1R6A01A	SGMAH-02A□, SGMPH-02A□, SGMJV-02A□, SGMAV-02A□, SGMEV-02A□	SGMCS-07B□	-	-
			SGDV-1R6A05A	-	-	SGLGW-60A140□, SGLGW-40A253□, SGLFW-20A□, SGLFW-35A120□	
		400 W	SGDV-2R8A01A	SGMAH-04A□, SGMPH-04A□, SGMJV-04A□, SGMAV-04A□, SGMEV-04A□	SGMCS-02B□, SGMCS-05B□, SGMCS-04C□, SGMCS-10C□, SGMCS-14C□, SGMCS-08D□, SGMCS-17D□, SGMCS-25D□	-	-
			SGDV-2R8A05A	-	-	SGLGW-40A365□, SGLGW-60A253A□	
		750 W	SGDV-5R5A01A	SGMAH-08A□, SGMPH-08A□, SGMJV-08A□, SGMAV-08A□, SGMEV-08A□	SGMCS-16E□, SGMCS-35E□	-	-
			SGDV-5R5A05A	-	-	SGLGW-60A365A□, SGLFW-35A230□, SGLFW-50A200□	
	1.5 kW	SGDV-120A01A008000	SGMPH-15A□, SGMAV-10A□, SGMEV-15A□	SGMCS-45M□, SGMCS-80M□, SGMCS-80N□	-	-	
		SGDV-120A05A008000	-	-	SGLGW-90A200A□, SGLFW-50A380□, SGLFW-1ZA200□		
	3 phase 400 VAC	0.5 kW	SGDV-1R9D01A	SGMAH-03D□, SGMPH-04D□, SGMGH-05D□, SGMEV-04D□, SGMGV-05D□	-	-	
			SGDV-1R9D05A	-	-	SGLFW-35D□	
		1.0 kW	SGDV-3R5D01A	SGMAH-07D□, SGMPH-08D□, SGMGH-09D□, SGMSH-10D□, SGMUH-10D□, SGMEV-08D□, SGMGV-09D□, SGMSV-10D□,	-	-	-
			SGDV-3R5D05A	-	-	SGLFW-50D200□, SGLTW-35D170□, SGLTW-50D170□	
		1.5 kW	SGDV-5R4D01A	SGMPH-15D□, SGMGH-13D□, SGMSH-15D□, SGMUH-15D□, SGMEV-15D□, SGMGV-13D□, SGMSV-15D□	-	-	-
			SGDV-5R4D05A	-	-	SGLFW-50D380□, SGLFW-1ZD200□	
		2 kW	SGDV-8R4D01A	SGMGH-20D□, SGMSH-20D□, SGMGV-20D□, SGMSV-20D□	-	-	-
			SGDV-8R4D05A	-	-	SGLFW-1ED380□, SGLTW-35D320□, SGLTW-50D320□	
3 kW		SGDV-120D01A	SGMGH-30D□, SGMSH-30D□, SGMUH-30D□, SGMGV-30D□, SGMGV-30D□	-	-	-	
		SGDV-120D05A	-	-	SGLFW-1ZD380□, SGLFW-1ED560□, SGLTW-40D400□		
5 kW		SGDV-170D01A	SGMGH-44D□, SGMSH-50D□, SGMUH-40D□, SGMGV-44D□, SGMSV-50D□	-	-	-	
		SGDV-170D05A	-	-	SGLTW-40D60□, SGLTW-80D400□		
6 kW		SGDV-210D01A	SGMGH-55D□, SGMGV-55D□	-	-	-	
7.5 kW		SGDV-260D01A	SGMGH-75D□, SGMGV-75D□	-	-	-	
11 kW	SGDV-280D01A	SGMGH-1AD□, SGMGV-1AD□	-	-	-		
15 kW	SGDV-370D01A	SGMGH-1ED□, SGMGV-1ED□	-	-	-		

Control cables (for CN1)

Symbol	Description	Connect to	Model
④	Servo relay unit	CJ1W-NC1□3	XW2B-20J6-1B (1 axis)
		CJ1W-NC2□3/4□3	XW2B-40J6-2B (2 axis)
		CJ1M-CPU22/23	XW2B-20J6-8A (1 axis)
			XW2B-40J6-9A (2 axis)
⑤	Cable to servo drive	Servo relay units XW2B-□J6-□B	1 m XW2Z-100J-B4
			2 m XW2Z-200J-B4
⑥	Position control unit connecting cable	CJ1W-NC113	0.5 m XW2Z-050J-A14
			1 m XW2Z-100J-A14
		CJ1W-NC213/413	0.5 m XW2Z-050J-A15
			1 m XW2Z-100J-A15
		CJ1W-NC133	0.5 m XW2Z-050J-A18
			1 m XW2Z-100J-A18
		CJ1W-NC233/433	0.5 m XW2Z-050J-A19
			1 m XW2Z-100J-A19
		CJ1M-CPU22/23	0.5 m XW2Z-050J-A27
			1 m XW2Z-100J-A27
⑦	Control cable	For general purpose controllers	1 m R88A-CPW001S
			2 m R88A-CPW002S
⑧	Relay terminal block cable	General purpose controller	1 m R88A-CTW001N
			2 m R88A-CTW002N
	Relay terminal block		- XW2B-50G5

Battery backup for absolute encoder (for CN2 encoder cable)

Symbol	Name	Model
⑨	Battery	JZSP-BA01

Note: When the encoder cables with a battery case are used, no battery is required for CN1 (between pin 21 and 22). Battery for CN1 is ER6VCN3.

Cable (for CN5)

Symbol	Name	Model
⑩	Analog monitor cable	R88A-CMW001S
		DE9404559

USB personal computer cable (for CN7)

Symbol	Name	Note
⑪	USB Mini Connector cable	JZSP-CVS06-02-E

Note: Double shield USB cable recommended

Cable for Safety Functions (for CN8)

Symbol	Name	Model
⑫	Safety connector with 3 m cable (with Loose Wires at one End)	JZSP-CVH03-03-E

Note: When using the safety function, connect this cable to the safety devices. Even when not using the safety function, use servo drive with the Safe Jumper Connector (JZSP-CVH05-E) connected.

Filters

Symbol	Applicable servo drive	Filter model	Rated current	Rated voltage
⑬	SGDV-R70A□□A, -R90A□□A, -1R6A□□A, -2R8A□□A	R88A-FI5-1005-RE	5 A	250 VAC single-phase
	SGDV-5R5A□□A	R88A-FI5-1009-RE	9 A	
	SGDV-120A□□A008000	R88A-FI5-1016-RE	16 A	
	SGDV-1R9D□□A, -3R5D□□A, -5R4D□□A	R88A-FI5-3004-RE	4.3 A	400 VAC three-phase
	SGDV-8R4D□□A, -120D□□A	R88A-FI5-3008-RE	8.6 A	
	SGDV-170D□□A	R88A-FI5-3012-RE	14.5 A	

Connectors

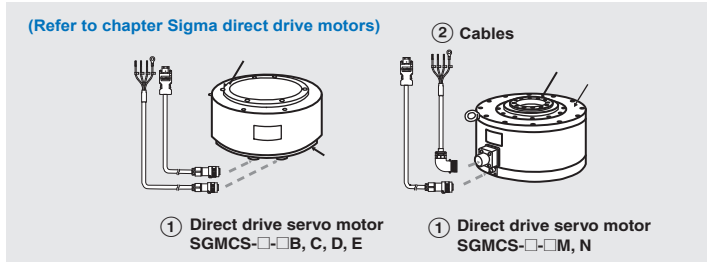
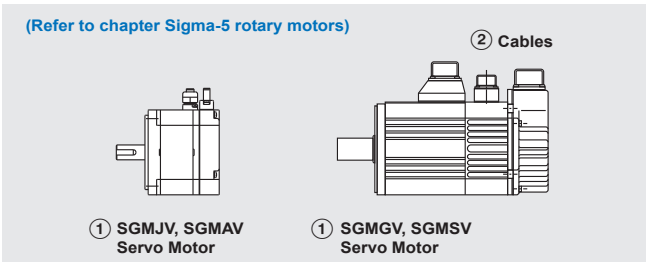
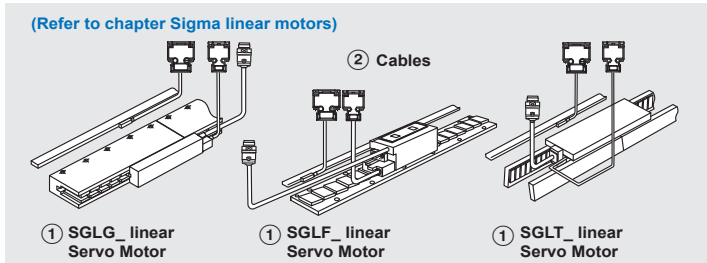
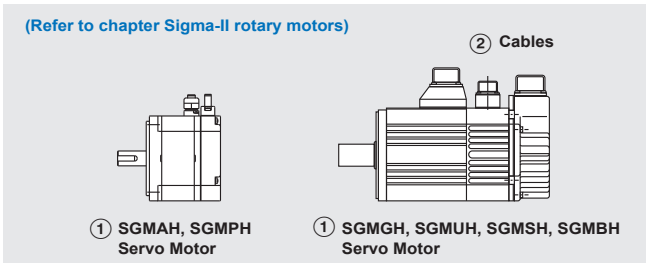
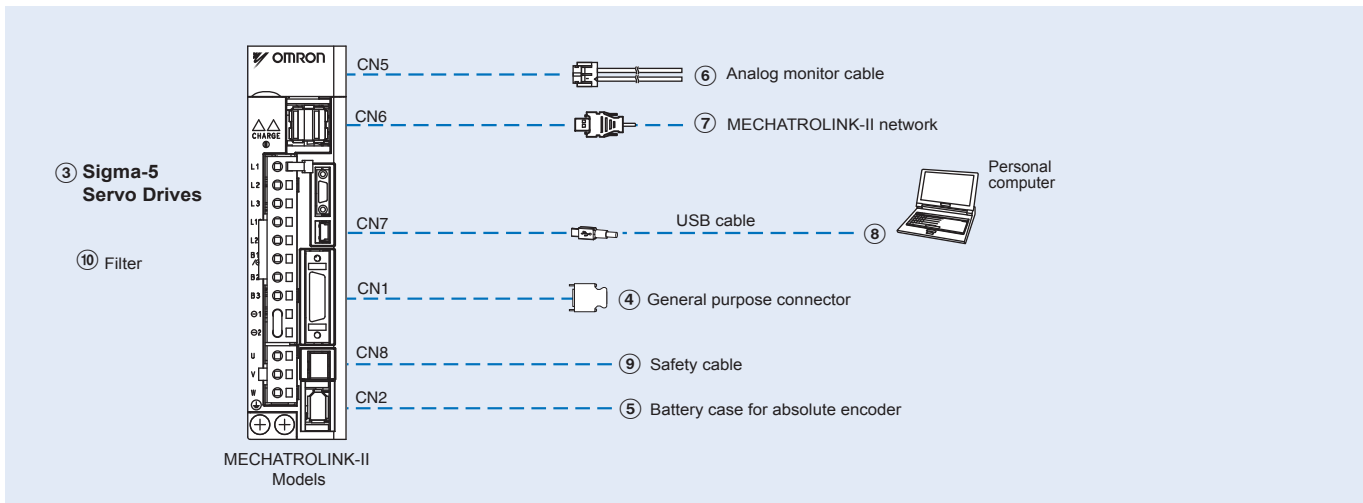
Specifications	Model
I/O connector kit (for CN1)	R88A-CNU11C
Sigma-5 drive encoder connector (for CN2)	JZSP-CMP9-1
Safe Jumper Connector	JZSP-CVH05-E

Computer software

Specifications	Model
Configuration and monitoring software tool for servo drives and inverters. (CX-Drive version 1.50 or higher)	CX-Drive
Complete OMRON software package including CX-Drive. (CX-One version 3.0.2 or higher)	CX-One

Ordering information

Sigma-5 MECHATROLINK-II Servo Drive Configuration



Note: The symbols ①②③④⑤... show the recommended sequence to select the components in a Sigma-5 servo system

Servo motors, power & encoder cables

Note: ①② Refer to the servo motors chapter for detailed motor specifications and selection

Servo drives

Symbol	Specifications	Model	Compatible rotary servo motors ①	Compatible direct drive motors ①	Compatible linear motors ①		
③	1 phase 230 VAC	50 W	SGDV-R70A11A	SGMAH-A5D□, SGMJV-A5A□, SGMAV-A5A□	-	-	
			SGDV-R70A15A	-	-	SGLGW-30A050□	
		100 W	SGDV-R90A11A	SGMAH-01A□, SGMPH-01A□, SGMJV-01A□, SGMAV-01A□, SGMEV-01A□	-	-	-
			SGDV-R90A15A	-	-	SGLGW-30A080□, SGLGW-40A140□	
		200 W	SGDV-1R6A11A	SGMAH-02A□, SGMPH-02A□, SGMJV-02A□, SGMAV-02A□, SGMEV-02A□	SGMCS-07B□	-	-
			SGDV-1R6A15A	-	-	SGLGW-60A140□, SGLGW-40A253□, SGLFW-20A□, SGLFW-35A120□	
		400 W	SGDV-2R8A11A	SGMAH-04A□, SGMPH-04A□, SGMJV-04A□, SGMAV-04A□, SGMEV-04A□	SGMCS-02B□, SGMCS-05B□, SGMCS-04C□, SGMCS-10C□, SGMCS-14C□, SGMCS-08D□, SGMCS-17D□, SGMCS-25D□	-	-
			SGDV-2R8A15A	-	-	SGLGW-40A365□, SGLGW-60A253A□	
		750 W	SGDV-5R5A11A	SGMAH-08A□, SGMPH-08A□, SGMJV-08A□, SGMAV-08A□, SGMEV-08A□	SGMCS-16E□, SGMCS-35E□	-	-
			SGDV-5R5A15A	-	-	SGLGW-60A365A□, SGLFW-35A230□, SGLFW-50A200□	
		1.5 kW	SGDV-120A11A008000	SGMPH-15A□, SGMAV-10A□, SGMEV-15A□	SGMCS-45M□, SGMCS-80M□, SGMCS-80N□	-	-
			SGDV-120A15A008000	-	-	SGLGW-90A200A□, SGLFW-50A380□, SGLFW-1ZA200□	
	3 phase 400 VAC	0.5 kW	SGDV-1R9D11A	SGMAH-03D□, SGMPH-04D□, SGMGH-05D□, SGMEV-04D□, SGMGV-05D□	-	-	
			SGDV-1R9D15A	-	-	SGLFW-35D□	
		1.0 kW	SGDV-3R5D11A	SGMAH-07D□, SGMPH-08D□, SGMGH-09D□, SGMSH-10D□, SGMUH-10D□, SGMEV-08D□, SGMGV-09D□, SGMSV-10D□,	-	-	-
			SGDV-3R5D15A	-	-	SGLFW-50D200□, SGLTW-35D170□, SGLTW-50D170□	
		1.5 kW	SGDV-5R4D11A	SGMPH-15D□, SGMGH-13D□, SGMSH-15D□, SGMUH-15D□, SGMEV-15D□, SGMGV-13D□, SGMSV-15D□	-	-	-
			SGDV-5R4D15A	-	-	SGLFW-50D380□, SGLFW-1ZD200□	
		2 kW	SGDV-8R4D11A	SGMGH-20D□, SGMSH-20D□, SGMGV-20D□, SGMSV-20D□	-	-	-
			SGDV-8R4D15A	-	-	SGLFW-1ED380□, SGLTW-35D320□, SGLTW-50D320□	
3 kW		SGDV-120D11A	SGMGH-30D□, SGMSH-30D□, SGMUH-30D□, SGMGV-30D□, SGMGV-30D□	-	-	-	
		SGDV-120D15A	-	-	SGLFW-1ZD380□, SGLFW-1ED560□, SGLTW-40D400□		
5 kW		SGDV-170D11A	SGMGH-44D□, SGMSH-50D□, SGMUH-40D□, SGMGV-44D□, SGMSV-50D□	-	-	-	
		SGDV-170D15A	-	-	SGLTW-40D60□, SGLTW-80D400□		
6 kW		SGDV-210D11A	SGMGH-55D□, SGMGV-55D□	-	-	-	
7.5 kW		SGDV-260D11A	SGMGH-75D□, SGMGV-75D□	-	-	-	
11 kW		SGDV-280D11A	SGMGH-1AD□, SGMGV-1AD□	-	-	-	
15 kW		SGDV-370D11A	SGMGH-1ED□, SGMGV-1ED□	-	-	-	

Battery backup for absolute encoder (for CN2 encoder cable)

Symbol	Name	Model
⑤	Battery	JZSP-BA01

Note: When the encoder cables with a battery case JZSP-BA01 are used, no battery is required for CN1 (between pin 21 and 22). Battery for CN1 is ER6VCN3.

Cable (for CN5)

Symbol	Name	Model
⑥	Analog monitor cable	R88A-CMW001S DE9404559

Mechatrolink-II cables (for CN6)

Symbol	Specifications	Length	Model
⑦	Mechatrolink-II Terminator resistor		JEPMC-W6022
	Mechatrolink-II Cables	0.5 m	JEPMC-W6003-A5
		1 m	JEPMC-W6003-01
		3 m	JEPMC-W6003-03
		5 m	JEPMC-W6003-05
		10 m	JEPMC-W6003-10
		20 m	JEPMC-W6003-20
30 m	JEPMC-W6003-30		

Filters

Symbol	Applicable servo drive	Filter model	Rated current	Rated voltage
⑩	SGDV-R70A□□□A, -R90A□□□A, -1R6A□□□A, -2R8A□□□A	R88A-FI5-1005-RE	5 A	250 VAC single-phase
	SGDV-5R5A□□□A	R88A-FI5-1009-RE	9 A	
	SGDV-120A□□□A008000	R88A-FI5-1016-RE	16 A	
	SGDV-1R9D□□□A, -3R5D□□□A, -5R4D□□□A	R88A-FI5-3004-RE	4.3 A	400 VAC three-phase
	SGDV-8R4D□□□A, -120D□□□A	R88A-FI5-3008-RE	8.6 A	
	SGDV-170D□□□A	R88A-FI5-3012-RE	14.5 A	

Connectors

Specification	Model
I/O connector kit (for CN1)	R88A-CNW01C
Sigma-5 drive encoder connector (for CN2)	JZSP-CMP9-1
Safe Jumper Connector	JZSP-CVH05-E

Computer software

Specifications	Model
Configuration and monitoring software tool for servo drives and inverters. (CX-Drive version 1.50 or higher)	CX-Drive
Complete OMRON software package including CX-Drive. (CX-One version 3.0.2 or higher)	CX-One

USB personal computer cable (for CN7)

Symbol	Name	Note
⑧	USB Mini Connector cable	JZSP-CVS06-02-E

Note: Double shield USB cable recommended

Cable for Safety Functions (for CN8)

Symbol	Name	Model
⑨	Safety connector with 3 m cable (with Loose Wires at one End)	JZSP-CVH03-03-E

Note: When using the safety function, connect this cable to the safety devices. Even when not using the safety function, use servo drive with the Safe Jumper Connector (JZSP-CVH05-E) connected.

ALL DIMENSIONS SHOWN ARE IN MILLIMETERS.
To convert millimeters into inches, multiply by 0.03937. To convert grams into ounces, multiply by 0.03527.